



## Printing Instructions

I recommend using "Cover Stock" or lightweight cardstock paper {67 lb}, especially since this needs to be printed double-sided.

**If you have a Double-Sided Printer:** 1. Select: Print Range/From > pages **2** to **5** 2. Select: Layout > Two-Sided > "Short-Edge Binding" {This will ensure all the pages are right side up!} 3. Print!

**Otherwise:** Print pages 2 & 4, then print pages 3 & 5 on reverse side -OR- print each page one at a time (this booklet will not "make sense" unless it is printed on both sides and folded up.)

## TERMS OF USE

**1.** This document is for **PERSONAL USE** only. Accordingly, you agree that you will not copy, reproduce, alter, modify, create derivative works, or publicly display content created by me from this download\*, except for your own personal, non-commercial use. {Non-profits such as churches and teachers are also considered Personal Use for this resource.}

**2. NO REDISTRIBUTION**, except for personal use. You may alter/distribute unlimited physical copies for yourself or your church/school. However; You may NOT upload/host this original file or any derivative versions for others to download, or for traffic to your own website, or attempt to sell digital or physical copies.

\*But, pictures of you using this document, or of portions of the study for the purpose of promoting and/or reviewing are acceptable. We would **LOVE** for you to **SHARE** this resource with a link to our page: <http://bro-haha.com/my-little-bible-story/>. If you're not sure, don't hesitate to ask!

**ATTRIBUTIONS:** The accompanying illustrations used in the "STORY" portion and the single image on the cover of this study are not mine, and are used with permission from [freebibleimages.org](http://freebibleimages.org) under a **Creative Commons Attribution-ShareAlike 3.0 Unported** license as a non-derivative "Collective Work." These images are an exception to the "No Redistribution" term and may be redistributed according to their original terms. {There is a link to view/download these images separately under the corresponding study on our main MLBS page. Each set of images also has a PowerPoint option that could be a helpful supplement.} Select additional clipart was found at [freepik.com](http://freepik.com).



Name :

Date :

## The Tower of Babel





## Common Language

Now the whole world had one language and a common speech. As people moved eastward, they found a plain in Shinar and settled there.



## The Tower



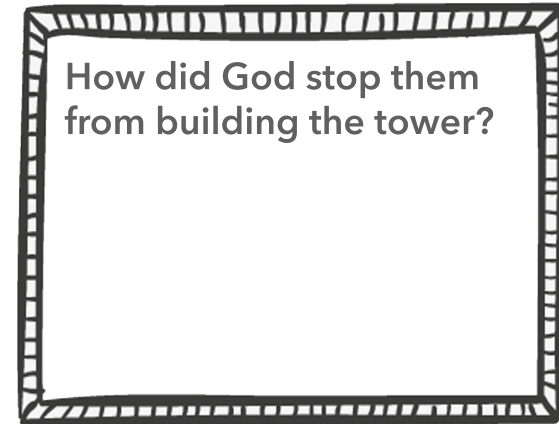

They said to each other, "Come, let's make bricks and bake them thoroughly." They used brick instead of stone, and tar for mortar.



Then they said, "Come, let us build ourselves a city, with a tower that reaches to the heavens, so that we may make a name for ourselves; otherwise we will be scattered over the face of the whole earth."



## REVIEW & DISCUSS





# MEMORY VERSE

"That is why it was called Babel – because there the Lord confused the language of the whole world."  
Genesis 11:9

But the Lord came down to see the city and the tower the people were building. The Lord said, "If as one people speaking the same language they have begun to do this, then nothing they plan to do will be impossible for them..."



## New Languages

...Come, let us go down and confuse their language so they will not understand each other." So the Lord scattered them from there over all the earth, and they stopped building the city.



That is why it was called Babel – because there the Lord confused the language of the whole world. From there the Lord scattered them over the face of the whole earth.





# OBSERVATIONS

## KEY WORDS

**scatter:** to spread in various random directions

**confuse:** to make (something) more complex or less easy to understand

**babel:** a scene of noisy confusion

**WHO** (or **WHAT**) is this story about?

**WHAT** happens in the story?

**WHERE** is God in this story?

**THIS** stood out or surprised me:



Draw A Scene From The Story!

