



Printing Instructions

I recommend using "Cover Stock" or lightweight cardstock paper {67 lb}, especially since this needs to be printed double-sided.

If you have a Double-Sided Printer: 1. Select: Print Range/From > pages **2** to **5** 2. Select: Layout > Two-Sided > "Short-Edge Binding" {This will ensure all the pages are right side up!} 3. Print!

Otherwise: Print pages 2 & 4, then print pages 3 & 5 on reverse side -OR- print each page one at a time (this booklet will not "make sense" unless it is printed on both sides and folded up.)

TERMS OF USE

1. This document is for **PERSONAL USE** only. Accordingly, you agree that you will not copy, reproduce, alter, modify, create derivative works, or publicly display content created by me from this download*, except for your own personal, non-commercial use. {Non-profits such as churches and teachers are also considered Personal Use for this resource.}

2. NO REDISTRIBUTION, except for personal use. You may alter/distribute unlimited physical copies for yourself or your church/school. However; You may NOT upload/host this original file or any derivative versions for others to download, or for traffic to your own website, or attempt to sell digital or physical copies.

*But, pictures of you using this document, or of portions of the study for the purpose of promoting and/or reviewing are acceptable. We would **LOVE** for you to **SHARE** this resource with a link to our page: <http://bro-haha.com/my-little-bible-story/>. If you're not sure, don't hesitate to ask!

ATTRIBUTIONS: The accompanying illustrations used in the "STORY" portion and the single image on the cover of this study are not mine, and are used with permission from freebibleimages.org under a **Creative Commons Attribution-ShareAlike 3.0 Unported** license as a non-derivative "Collective Work." These images are an exception to the "No Redistribution" term and may be redistributed according to their original terms. {There is a link to view/download these images separately under the corresponding study on our main MLBS page. Each set of images also has a PowerPoint option that could be a helpful supplement.} Select additional clipart was found at freepik.com.


My Little Bible Study



Name :

Date :


Abraham & Isaac



Genesis 21 & 22


Find more **My Little Bible Studies** at bro-haha.com

- Read Through The Bible Series -




The Birth of Isaac

Now the Lord was gracious to Sarah and did for Sarah what He had promised. Sarah became pregnant and bore a son to Abraham in his old age, at the very time God had promised him. Abraham gave him the name Isaac. Sarah said, 'God has brought me laughter, and everyone who hears about this will laugh with me.'



Abraham Tested

Some time later God decided to test Abraham. 'Take your son who you love, Isaac, to the region of Moriah and sacrifice him on a mountain which I will show you.' The next day he cut enough wood for a burnt offering, loaded up a donkey and then set off with two servants and Isaac on a journey towards Moriah.



On the way Isaac asked, 'Father, the fire and wood are here, but where is the lamb for the burnt offering?' Abraham replied, 'God himself will provide the lamb for the burnt offering.' The two of them continued their climb to the top of the mountain.

REVIEW & DISCUSS

Why did they name the baby Isaac?

What happened when the angel came?

What did God ask Abraham to do?

PRAYERS


Is there an application for me?

MEMORY VERSE


"The Lord was gracious to Sarah as he had said, and the Lord did for Sarah what he had promised"

Genesis 21:1


At the top, Abraham built an altar and then arranged the wood on it. Then he bound Isaac and laid him on the wood. He reached out his hand and took the knife ... 'Abraham! Abraham!' An Angel of the Lord put a stop to the test. 'Do not lay a hand on the boy. I know you fear God because you have put Him before your only son.'



Abraham looked up and saw a ram caught in a thicket by its horns. He took the ram and offered it as a burnt offering instead of Isaac. He then named the place, 'The Lord will provide.'



The Angel then spoke again, 'As you have not withheld your only son, God will bless you and make your descendants as numerous as the stars and as the sand on the seashore. Through your offspring all nations on earth will be blessed because you obeyed me.'



OBSERVATIONS

KEY WORDS

Isaac: laughter

sacrifice: an act of slaughtering an animal or person or surrendering a possession as an offering to God

WHO (or **WHAT**) is this story about?

WHAT happens in the story?

WHERE is God in this story?

THIS stood out or surprised me:



Draw A Scene From The Story!

